

## Across →

1. The music festival is in  .

4. Whose  is this?


7. He's a  .

9. Where's my  ?

10. My birthday's in  .

## Down ↓


2. It's  water bottle.

3. I want to be a  .

5. She's a  .

6. Is he a  ?


8. What's the weather like in  ?



**Teacher's instructions** Make a copy for each student. Have Ss look at the sentences at the top. Explain how the numbers correspond to numbers in the crossword puzzle and the difference between down and across. Read the sentence for 1 across and have Ss repeat. The picture serves as a clue for the word. Point to 1 across on the puzzle and explain to Ss that they should write the word there. Have Ss complete the puzzle as a class, in groups or individually.

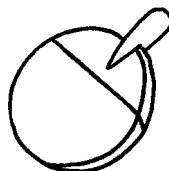

24

# Find the same sounds!



3

7



**Teacher's instructions** Make a copy for each student. Point to the pictures and have Ss name them. Have Ss write the words under the pictures. Have Ss then circle the picture of the word in the right column that contains the same phonics sound as the word of the picture in the left column.



When's your birthday?

•




•



Whose towel is this?

•



•



Is he a magician?

•



•



What's the weather like in June?

•




•



Where's my water bottle?

•



•

**Teacher's instructions** Make a copy for each student. Put Ss into pairs. Review the questions with Ss. Have Ss work in pairs to match the questions with the corresponding pictures that represent the answers. Have pairs practice the dialogs. Help Ss if they are can't figure out how to say the answers.